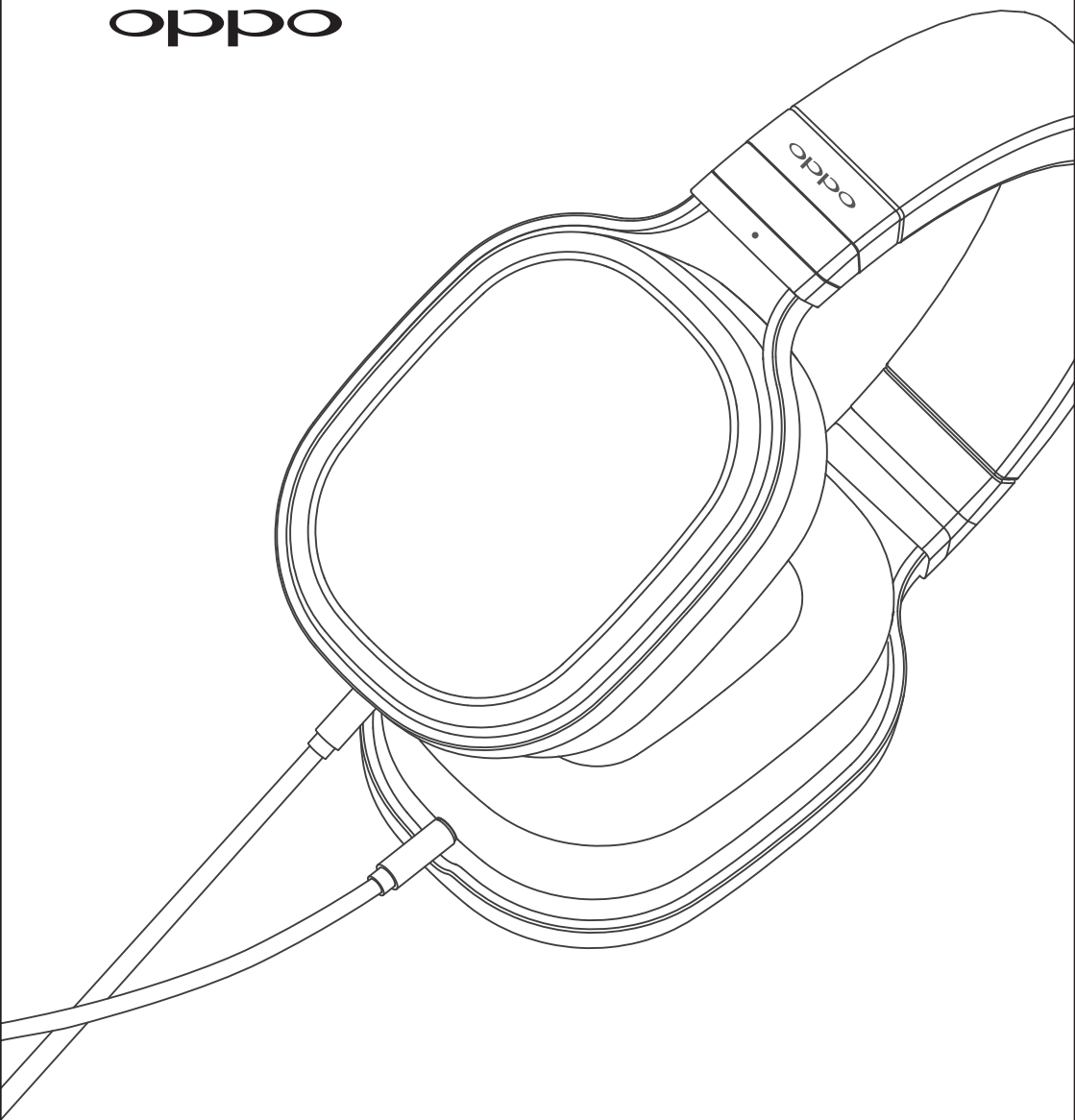


oppo



Planar Magnetic Headphones

PM-1
USER MANUAL

Contents

Important Safety and Usage Information -----	1
Planar Magnetic Technology Introduction -----	3
Using Your Headphones -----	5
Specifications -----	7
Limited Warranty -----	8

Important Safety and Usage Information

Before using your headphones, make sure to lower the volume level on your headphone amplifier or portable device. You can then raise the volume to your preferred listening level. Bear in mind that prolonged exposure to high volumes may result in temporary or even permanent hearing loss.

Be aware of your surroundings. Using headphones may diminish your ability to hear important ambient sounds. Exercise caution particularly at railroad tracks, crosswalks, or any environment where motor vehicles or bicycles are present.

Turning your audio system on and off, changing inputs, and connecting or disconnecting the headphones from an audio device may result in audible high-frequency clicks or pops that may affect your hearing at high volume levels. It is always recommended to lower the volume level prior to connecting or disconnecting your headphones.

Do not leave your headphones or cables in an area where people or pets might trip over them.

Do not attempt to disassemble or repair the headphones. Service should only be completed by a qualified OPPO technician.

Always supervise children who are using these headphones.



This product complies with European Low Voltage (2006/95/CE), Electromagnetic Compatibility (2004/108/EC) and Environmentally-friendly design of Energy-related Products (2009/125/EC) Directives when used and installed according to this instruction manual.



WEEE symbol

Correct Disposal of This Product. (Waste Electrical & Electronic Equipment) Applicable in the European Union and other European countries with separate collection systems.

This marking on the product, accessories or literature indicates that the product and its electronic accessories should not be disposed of with other household waste at the end of their working life. To prevent possible harm to the environment or human health from uncontrolled waste disposal, please separate these items from other types of household waste and recycle them responsibly to promote the sustainable reuse of material resources.

OPPO PM-1 Planar Magnetic Headphones



Congratulations! You are now the proud owner of a pair of headphones resulting from many years of R&D led by a team of passionate audio and acoustics engineers, material scientists, chemical technologists and audiophiles.

The OPPO PM-1 utilizes a planar magnetic driver that sets it apart from the majority of headphones on the market. In our planar magnetic headphone, sound is generated by a very thin and light diaphragm whose entire surface area is evenly driven. The diaphragm is driven in a symmetric pull-push manner, and the magnetic system and conductor patterns have been optimized for maximum sensitivity and consistency. This allows the diaphragm to generate very stable and linear piston-like vibrations, ensuring phase coherence and high resolution performance with minimal distortion.

Unique to the OPPO PM-1 is the use of a double-sided diaphragm, which allows us to place twice as many conductors within the magnetic field and eliminate any passive return zones where the conductors do not work. This results in the use of 100% of our conductor length, which in turn results in greater efficiency. In addition, our flat conductor pattern eliminates inductance-related intermodulation distortion, common with dynamic headphones, and the OPPO PM-1's purely resistive impedance means that sound quality is unaffected by a headphone amplifier's output impedance.

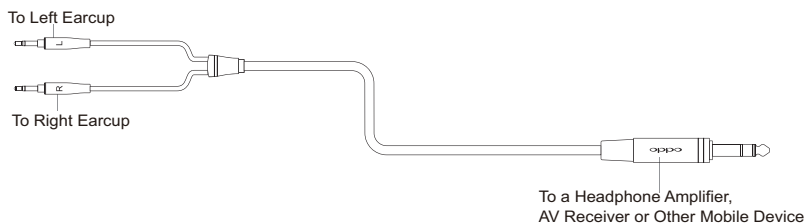
The OPPO PM-1 combines high sensitivity with low weight, allowing it to be used freely with portable devices without requiring additional amplification. Its circumaural, open back design provides the best in sound quality and comfort, and the overall rugged construction ensures that the headphones can withstand mechanical and environmental stress.

These aspects of the OPPO PM-1's design combine to provide a transparent, highly dynamic sound that exhibits well-balanced tonal qualities with very little distortion, resulting in a listening experience that is both free of fatigue and capable of communicating every nuance of your favorite music.

We are proud of the work we have done with these headphones, and we hope they bring you years of enjoyment.

The logo for the brand OPPO, featuring the lowercase letters 'oppo' in a bold, black, sans-serif font.

Using Your Headphones



Two headphone cables have been included with your OPPO PM-1.

The first cable terminates with a 6.35 mm connector and is suitable for connecting the headphones to a headphone amplifier, AV receiver, or integrated amplifier.

The second cable terminates with a 3.5 mm stereo plug and can be used to connect the headphones to a portable media player, cell phone, tablet, or other mobile device.

Storing Your Headphones

After each use, it is recommended that you place the headphones on a headphone stand. If you do not anticipate using the headphones for an extended period of time, it is recommended that you remove the cable from the headphones and store them within their box.

Caring For Your Headphones

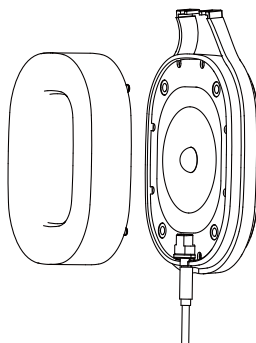
In order to clean the headphones, we recommend using a clean, lint-free cloth. Do not use harsh chemical cleaners or solvents. If necessary, you may lightly dampen the cloth with clean water.

The earpads are made of genuine leather and velour fabric, and they may show wear over time. Replacement earpads are available directly from OPPO Digital. Note: the earpads also contain latex.

Removing and Reinstalling the Earpads

The earpads can easily be removed by pulling outwards from the earcup.

Installing replacement earpads is as simple as lining up the pegs on the earpad with the respective holes on the earcup and pushing the earpad into the earcup to secure it in place.



Specifications

Headphone Specifications	
Model Name	PM-1
Acoustic Principle	Open back
Ear Coupling	Circumaural
Nominal Impedance	32 Ohm
Sensitivity	102 dB in 1 mW
Clamping Pressure	5 N
Cables	3 m detachable OCC cable (6.35 mm) 1 m detachable OFC cable (3.5 mm)
Cable Connectors	Output: 2.5 mm mono mini jacks Input: 6.35 mm stereo jack, 3.5 mm stereo jack
Weight	395 g (without cable)
Accessories	Alternative set of velour earpads Carrying case User Manual
Driver Specifications	
Driver Type	Planar Magnetic
Driver Size (Oval)	85 x 69 mm
Magnet System	Symmetric push-pull neodymium
Frequency Response In Free-Field	10 – 50,000 Hz
Long-Term Max Input Power	500 mW according to IEC 60268-7
Pulse Max Input Power	2 W

Limited Warranty

Your OPPO product is warranted by OPPO Digital, Inc. against defective workmanship or materials for three (3) years with the exception of the earpads and headband leather, which are covered for one (1) year.

This limited warranty does not apply to the following: applications and uses for which this product was not intended; altered product or serial numbers; cosmetic or accidental damage; acts of nature; incorrect electrical line voltage, fluctuations and surges; failure to follow operating or maintenance instructions.

OPPO Digital, Inc. will, at its option, repair or replace product with new or reconditioned parts or products. Replacement parts and products assume the remaining original warranty, or a ninety (90) day warranty, whichever is longer.

Some states do not allow limitation on how long an implied warranty lasts, or the exclusion or limitation of incidental or consequential damages, so the above limitations or exclusions may not apply to you. This warranty gives you specific legal rights, and you may also have other rights that vary from state to state.

OPPO Customer Service
service@oppodigital.com
650-961-1118

oppo

www.oppodigital.com